

PDS* II

(polydioxanone) Monofilament Suture

PDS* Plus

Antibacterial (polydioxanone) Monofilament Suture

THE LONG-TERM WOUND SUPPORT SUTURE THAT SETS INDUSTRY STANDARDS**

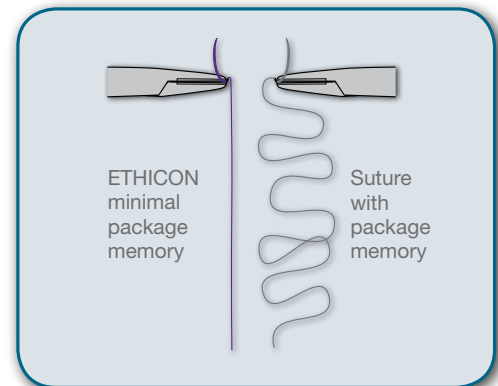
PDS* II is the first choice of veterinarians who want the softness and flexibility of a synthetic monofilament along with absorbability and long-lasting wound support. Even at six weeks in the wound, PDS* II suture retains 35% or more of its tensile strength.

- Synthetic, absorbable, monofilament suture
- Longest retention profile in the synthetic absorbable family
- Indicated when long-term wound support is needed
- Smooth tissue passage and great handling

PDS* Plus offers the same handling and performance as industry-favored PDS* II along with antibacterial protection.

- Coated with the proven broad-spectrum antibacterial triclosan to create a zone of inhibition around the suture line
- Effective against *Staph A*, *Staph E*, *MRSA*, *MRSE*, *E. coli* and *Klebsiella pneumoniae*

Out-of-package Memory Comparison




Straighter suture means easier handling and less tissue drag.



















Photo shows ETHICON Plus Antibacterial Suture creating a zone of inhibition to prevent *Staph E* bacterial colonization.

Tensile Strength Comparison



TENSILE STRENGTH PROFILE				FULLY ABSORBED AT:
Percentage of original tensile strength				
Suture	Week #2	Week #4	Week #6	
PDS* Plus and PDS* II 4-0 & smaller	60%	40%	35%	182-238 days
	80%	70%	60%	

Additional medical treatment should be given as indicated. Use of ETHICON Plus Antibacterial Sutures does not replace antimicrobials or appropriate surgical technique.

Needle	Needle Reference	Suture Size							
		2	1	0	2-0	3-0	4-0	5-0	6-0
Precision Point-Reverse Cutting									
	P-1								Z487G BX12/18in Violet
	P-3							Z463G BX12/18in Violet	
Reverse Cutting									
	CP-1		PDP468H Z468H BX36/27in Violet	PDP467H Z467H BX36/27in Violet	PDP466H Z466H BX36/27in Violet				
	CP-2			PDP970H Z970H BX36/27in Violet	PDP969H Z969H BX36/27in Violet	PDP968H Z968H BX36/27in Violet			
	CP	Z195T BX24/27in Violet							
	CCS-1	Z807T BX24/27in Violet							
	FS-1				PDP451H Z451H BX36/27in Violet Z443H BX36/27in Clear	PDP452H Z452H BX36/27in Violet			
	FS-2					PDP398H Z398H BX36/27in Violet	PDP397H Z397H BX36/27in Violet	Z421H BX36/27in Clear	
Taper Point									
	CT-1		PDP341H Z341H BX36/27in Violet	PDP340H Z340H BX36/27in Violet	PDP339H Z339H BX36/27in Violet	PDP338H Z338H BX36/27in Violet			
	CT-2			PDP334H Z334H BX36/27in Violet	PDP333H Z333H BX36/27in Violet	PDP332H Z332H BX36/27in Violet			
	CT		Z358T BX24/36in Violet						
	CTX		Z370T BX24/36in Violet						
	SH				PDP317H Z317H BX36/27in Violet	PDP316H Z316H BX36/27in Violet	PDP315H Z315H BX36/27in Violet		
	SH-1					PDP311H Z311H BX36/27in Violet	Z310H BX36/27in Violet		
	RB-1					Z305H BX36/27in Violet	Z304H BX36/27in Violet	Z303H BX36/27in Violet	
	TF								Z432H BX36/27in Violet

PDP = PDS* Plus Z = PDS* II

Frequent Uses:

- Fascia closure/Linea alba • Orthopedics • Vascular anastomosis • Ligatures • Bladder, GI, uterus (2nd choice)

ETHICON, INC.
a Johnson & Johnson company

For a hands-on demonstration of the advantages of PDS* II and PDS* Plus sutures, contact your Novartis Animal Health US, Inc. representative today.